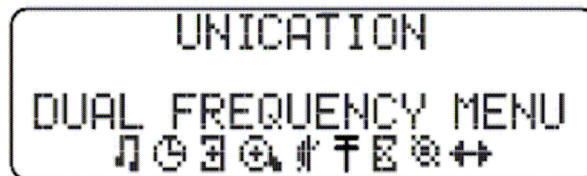


# Unication Dual Band Alphanumeric Pager

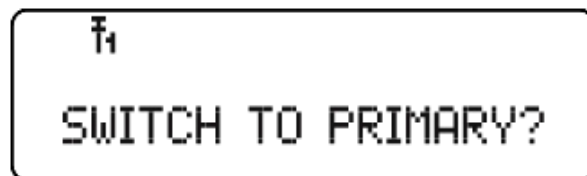
## Switching Receiving Modes

Press **•** key to enter the menu and use **◀** and **▶** key to navigate to the dual frequency menu ( **F** ).

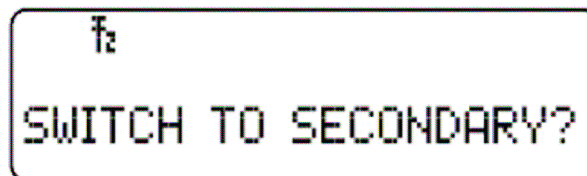


Press the **•** key to enter the dual frequency menu.

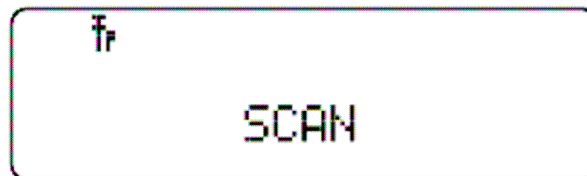
Press the **▲** and **▼** key to choose between receiving modes, primary frequency, secondary frequency, or scan modes.



When switching to primary, the pager will receive the message from the preset primary frequency programming in the pager.



When switching to secondary, the pager will receive the message from the preset secondary frequency programmed in the pager.



When switching to scan, the pager will detect whether the primary or secondary frequency is available on the air and switch itself.

Press **•** key to confirm mode switching and the pager will return to the stand-by screen.