







MOTOROLA

WordTrek™ Quick Guide

Setup

1. Remove the battery door by inserting a small tool in the hole above the  icon. Then gently press down while sliding the door over .
2. Install four AA alkaline batteries. Replace the battery door.
3. Connect a telephone line from the jack marked with the **Line Icon** to a telephone wall outlet. 
4. Share a telephone line on the same line by connecting a second telephone line from the jack marked with the **Phone Icon** to a telephone. 

Adding a directory entry

A directory entry is a person's name and paging information stored in memory. *The grey boxes below, represent the WordTrek display screen.*

1. Press the **SETUP** key to access the **Paging Directory**.

```
SETUP:
Paging Directory  ↓
```

2. Press the **ENTER** key to select.

```
Type Name, or ↑↓ to
search
```

3. Type the directory entry name and press the **ENTER** key.

```
01: TIM HART
Press ↓ to select
```

4. Type the person's system number and press the **ENTER** key.

```
01: 1800PAGEALL
Type System Number
```

The system number is the paging service modem telephone number.

5. Type the person's pager identification number (PIN).

```
01: 3334567
Type PIN Number
```

6. Press the **ENTER** key to save the directory entry.

```
DIRECTORY ENTRY SAVED
```

Repeat steps 3-6 to save more directory entry names.

7. Press the **ESC** key when you are finished.

```
READY
```

Note: In some office settings you must dial a "9" to obtain an outside line. Remember to add this prefix followed by a comma when you save the system number. Also, see Dialing prefix in the User's Manual for more information

Sending a page

The grey boxes below, represent the WordTrek display screen.

1. Press the **PAGE** key.

```
Type Name, or ↑↓ to
search, ↓ to manual page
```

2. Type the directory name that you want to page.

```
01: TIM HART
Press ↓ to page
```

3. Press the **ENTER** key to select the name.

```
Type message or ↑↓ for
QuickNotes
```

4. Type your message.

```
Type message:
The meeting is off_
```

5. Press the **ENTER** key to send the message.

```
===PAGE SENT===
Press any key
```

Additional features

The WordTrek offers other features that make paging easy:

- **QuickSend™** allows you to send a complete page message by pressing one button.
- **QuickNotes™** are commonly-used messages that are pre-saved in memory. They simplify paging because you may send a QuickNotes message instead of manually typing the same message repeatedly. QuickNotes may be customized to fit your needs.

Please refer to the User's Manual for more information.

© 1996 Motorola Inc. All rights Reserved
Messaging Systems Products Group
Personal Communicator Systems and Software
Division
3301 Quantum Boulevard
Boynton Beach, FL 33426

Motorola, WordTrek, QuickSend, and QuickNotes are trademarks of Motorola, Inc.